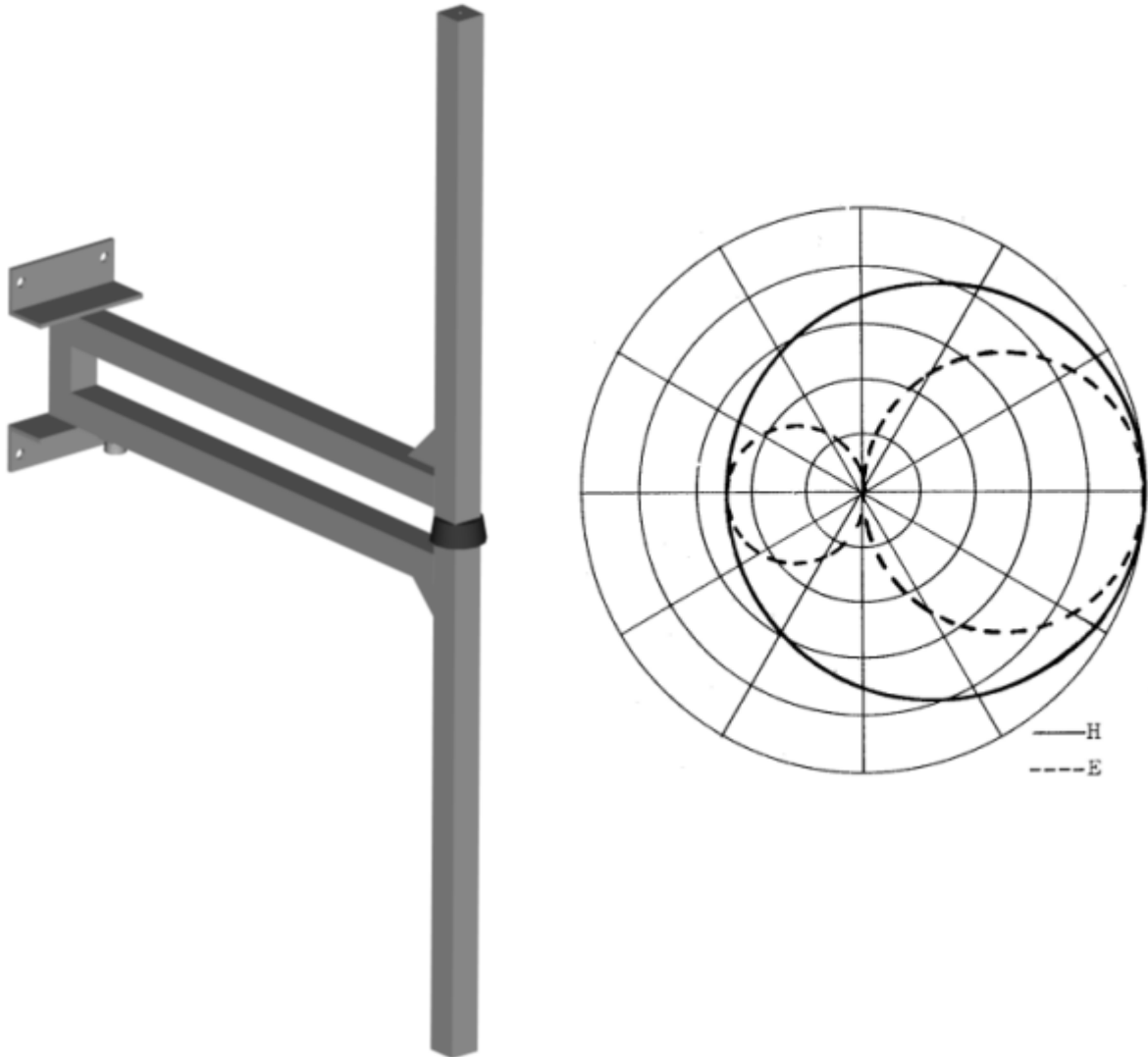
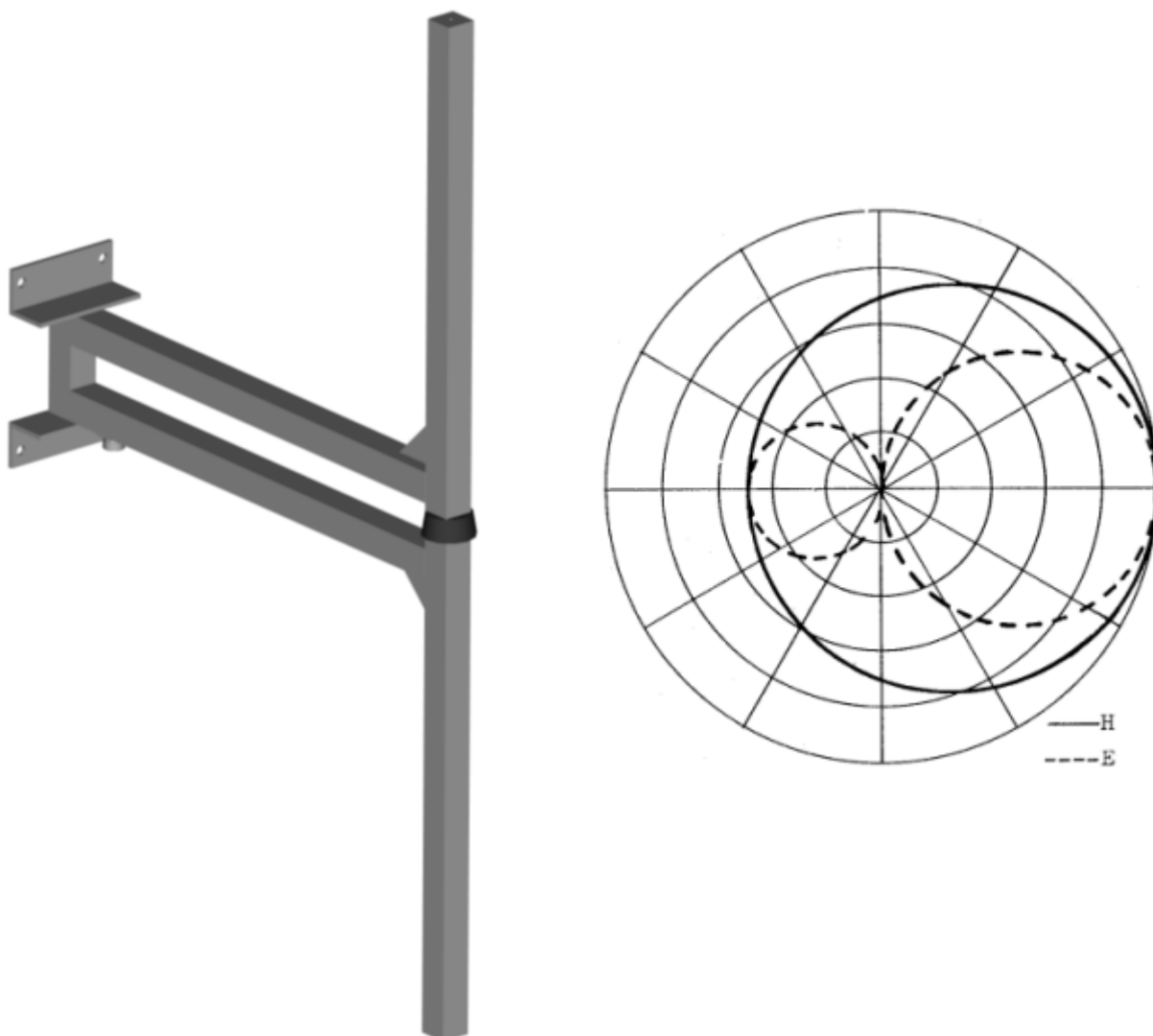


## LOW GAIN BASE STATION ANTENNA AV1311



Type	AV1311
Frequency	68...88 MHz
Impedance	50 $\Omega$ DC grounded
VSWR	1,8 max
Polarisation	Vertical
Gain	2...4 dBi (dependent on mounting)
Max. Continuous power	0,5 kW
RF-connector	N or 7/16 female
Wind area	0,15 m <sup>2</sup>
Dimensions (HxWxD)	1780 x 990 x 160 mm
Weight	6 kg
Mounting diameter	$\varnothing$ 30...115 mm pipe
Materials	Aluminium, plastic
Options	Steel version

## LOW GAIN BASE STATION ANTENNA AV1311-95



Type	AV1311-95
Frequency ranges	88...108 MHz
Impedance	50 $\Omega$ DC grounded
VSWR	1,5 max
Polarisation	Vertical
Gain	2...4 dBi (dependent on mounting)
Max. Continuous power	0,5 kW
RF-connector	N or 7/16 female
Wind area	0,1 m <sup>2</sup>
Dimensions (HxWxD)	1345 x 760 x 160 mm
Weight	6 kg
Mounting diameter	$\varnothing$ 30...115 mm pipe
Materials	Aluminium, plastic
Options	Steel version Low SWR version

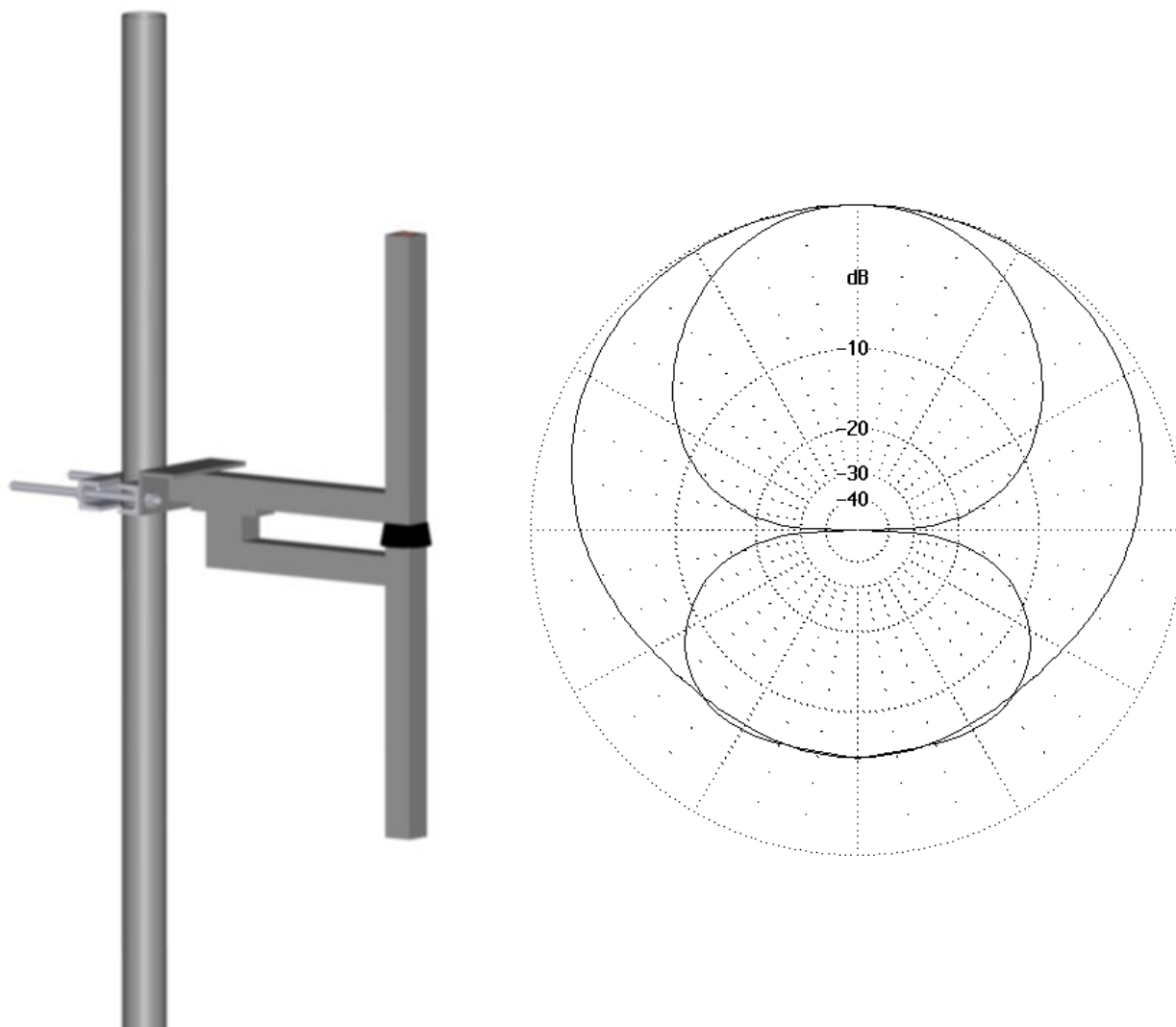


Aerial Oy  
Box 22  
04401 Järvenpää  
Finland

Tel. +358 9 2790 120  
Fax +358 9 2910 210  
<http://www.aerial.fi>  
[aerial@aerial.fi](mailto:aerial@aerial.fi)

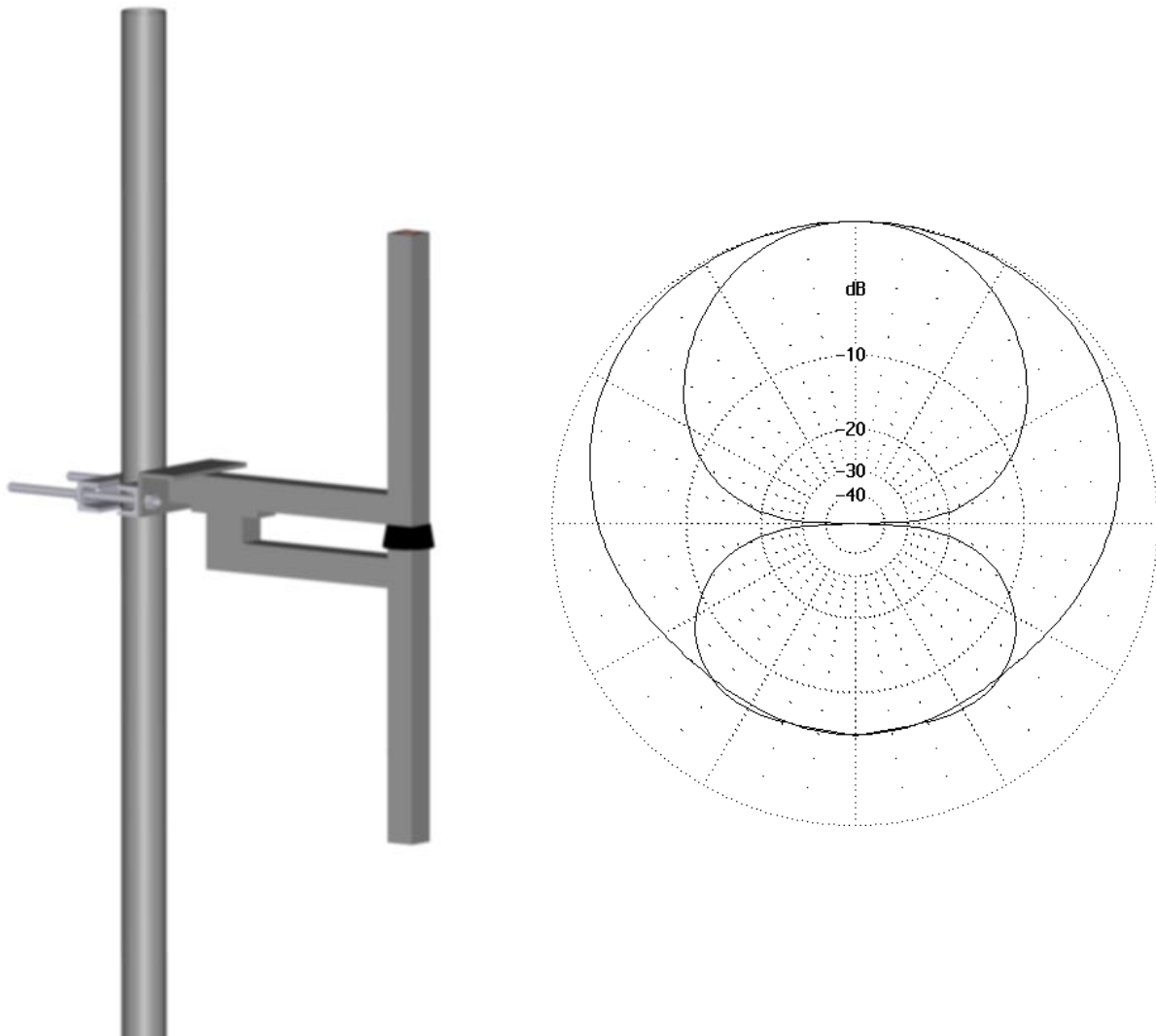
Your representative:

## SIDE MOUNTED DIPOLE ANTENNA AV1312-1



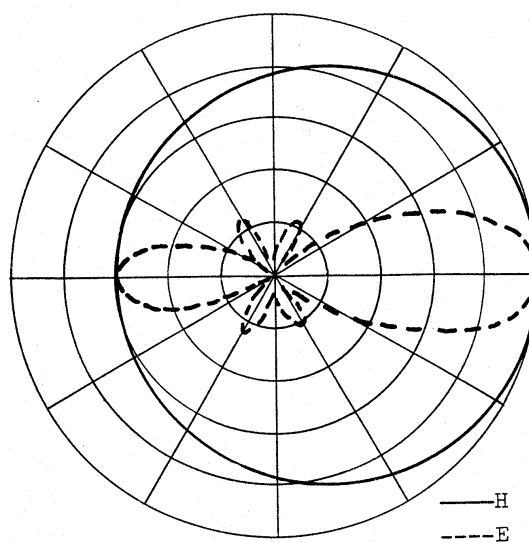
Type	AV1312-1
Frequency	118...136 MHz
Impedance	50 $\Omega$ DC grounded
VSWR	1,5 max
Polarisation	Vertical
Gain	2...4 dBi (dependent on mounting)
E-plane 3 dB beamwidth	70°
H-plane 3 dB beamwidth	Dependent on mounting
Front to back ratio	Dependent on mounting
Max. Continuous power	0,5 kW
RF-connector	N or 7/16 female
Wind area	0,04 m <sup>2</sup>
Dimensions (HxWxD)	660 x 420 x 40 mm
Weight	3 kg
Mounting diameter	Ø 30...115 mm pipe
Materials	Aluminium, plastic

## SIDE MOUNTED DIPOLE ANTENNA AV1312-2



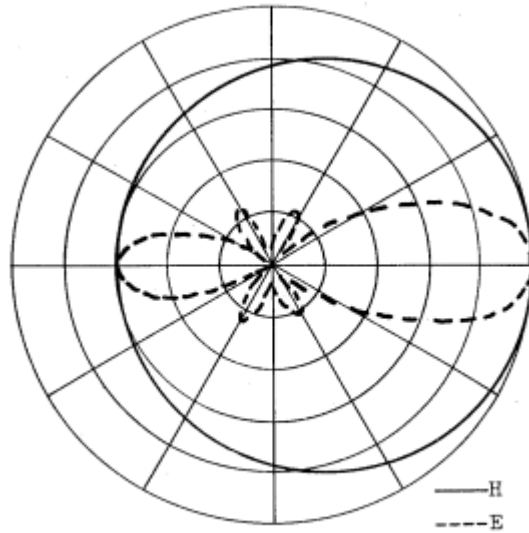
Type	AV1312-2
Frequency	146...174 MHz
Impedance	50 $\Omega$ DC grounded
VSWR	1,5 max
Polarisation	Vertical
Gain	2...4 dBi (dependent on mounting)
E-plane 3 dB beamwidth	70°
H-plane 3 dB beamwidth	Dependent on mounting
Front to back ratio	Dependent on mounting
Max. Continuous power	0,5 kW
RF-connector	N or 7/16 female
Wind area	0,05 m <sup>2</sup>
Dimensions (HxWxD)	824 x 520 x 40 mm
Weight	3 kg
Mounting diameter	Ø 30...115 mm pipe
Materials	Aluminium, plastic

## MEDIUM GAIN BASE STATION ANTENNA AV1430



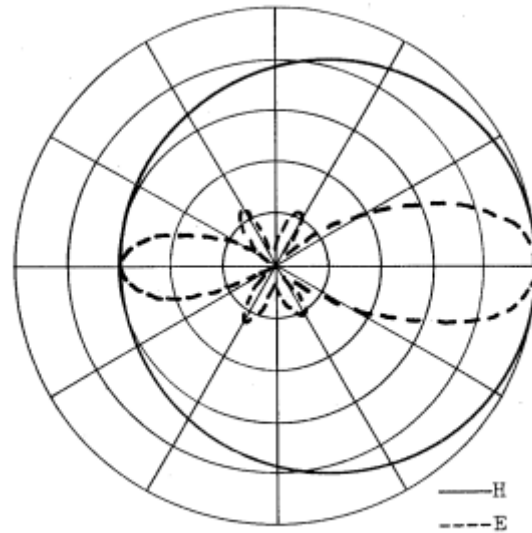

Type	AV1430
Frequency	118...136 MHz
Impedance	50 $\Omega$ DC grounded
SWR	1,5 max
Polarisation	Vertical
Gain	7 dBi
RF-connector	N female
Wind area	0,3 m <sup>2</sup>
Dimensions (HxWxD)	2900 x 440 x 60 mm
Weight	9 kg
Mounting diameter	$\varnothing$ 30...110 mm
Materials	Aluminium, plastic

## MEDIUM GAIN BASE STATION ANTENNA AV1431



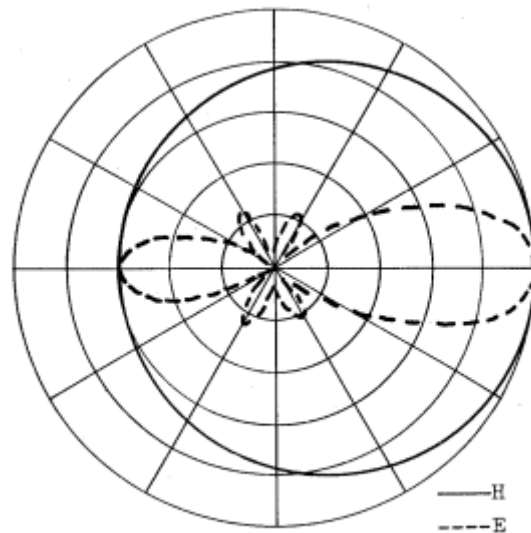

Type	AV1431
Frequency range	146...174 MHz
Impedance	50 $\Omega$ DC grounded
VSWR	1,5 max
Polarisation	Vertical
Gain	7dBi
E-plane 3 dB beamwidth	40°
H-plane 3 dB beamwidth	Dependent on mounting
Front to back ratio	Dependent on mounting
Max. Continuous power	0,5 kW
RF-connector	N or 7/16 female
Wind area	0,25 m <sup>2</sup>
Dimensions (HxWxD)	3000 x 400 x 60 mm
Weight	7 kg
Mounting diameter	Ø 30...115 mm pipe
Materials	Aluminium (EN-AW 6063) Plastic (70% glass fiber, 30% nylon)
Options (versions)	AV1431-St (Hot dip galvanised steel) AV1431-100° (100°C specification)

## MEDIUM GAIN BASE STATION ANTENNA AV1440



Type	AV1440
Frequency ranges	79...89 MHz (AV1440-H) 73...82 MHz (AV1440-M) 67...75 MHz (AV1440-L)
Impedance	50 $\Omega$ DC grounded
SWR	1,5 max
Polarisation	Vertical
Gain	6 dBi
RF-connector	N or 7/16 female
Wind area	0,5 m <sup>2</sup>
Dimensions (HxWxD)	5000 x 660 x 60 mm
Weight	18 kg
Mounting diameter	$\varnothing$ 30...115 mm pipe
Materials	Aluminium, plastic
Options	Steel version (AV1440-St)


## MEDIUM GAIN BASE STATION ANTENNA AV1440-95



Type	AV1440-95
Frequency ranges	95...110 MHz (AV1440-95H) 90...100 MHz (AV1440-95M) 87...98 MHz (AV1440-95L)
Impedance	50 $\Omega$ DC grounded
SWR	1,5 max
Polarisation	Vertical
Gain	6 dBi
RF-connector	N or 7/16 female
Wind area	0,4 m <sup>2</sup>
Dimensions (HxWxD)	4600 x 570 x 60 mm
Weight	14 kg
Mounting diameter	$\varnothing$ 30...115 mm pipe
Materials	Aluminium, plastic
Options	Steel version (AV1440-95-St) Low SWR version High power versions




## GROUND PLANE ANTENNA AV1458



The antenna is attached with two M10x20 bolts (material A2). The ground plane elements can be detached for easy transportation.

Type	AV1458
Frequency range	118...136 MHz
Impedance	50 $\Omega$ DC grounded
VSWR	1,5 max
Polarisation	Vertical
Gain	2 dBi
E-plane 3 dB beamwidth	70°
H-plane 3 dB beamwidth	-
Max. Continuous power	0,5 kW
RF-connector	N female
Wind area	0,1 m <sup>2</sup>
Dimensions (HxWxD)	858 x 750 x 750 mm
Weight	2 kg
Mounting diameter	Ø 40...60 mm tube
Materials	Aluminium, plastic
Options	Wide band version 118...144 MHz Marine version (AV1458-M)


## GROUND PLANE ANTENNA AV1460



The antenna is attached with two M10x20 bolts (material A2). The ground plane elements can be detached for easy transportation.

Type	AV1460
Frequency range	68...88 MHz
Bandwidth	7 %
Impedance	50 $\Omega$ DC grounded
VSWR	1,5 max
Polarisation	Vertical
Gain	2 dBi
E-plane 3 dB beamwidth	70°
H-plane 3 dB beamwidth	-
Front to back ratio	-
Max. Continuous power	0,5 kW
RF-connector	N female
Wind area	0,1 m <sup>2</sup>
Dimensions	$\varnothing$ 60 x 730 mm radiating element $\varnothing$ 10 x 1200 mm (max) ground plane elements
Weight	3 kg
Mounting	$\varnothing$ 40...60 mm tube
Materials	Aluminium, plastic
Options	Marine version (AV1460-M)

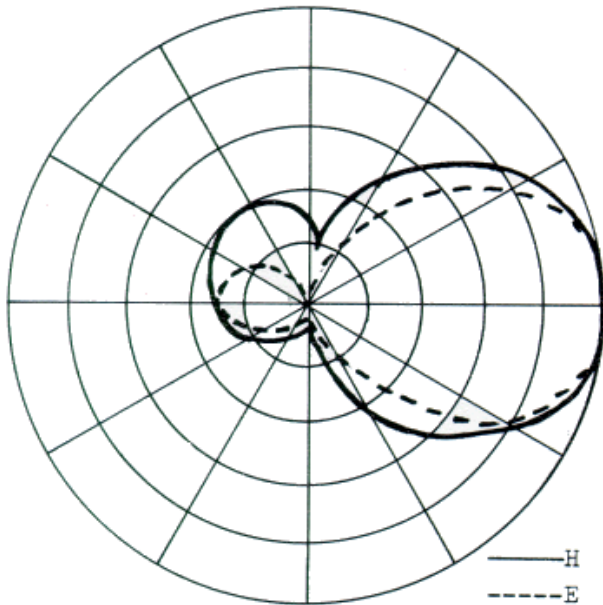
## GROUND PLANE ANTENNA AV1461



The antenna is attached with two M10x20 bolts (material A2). The ground plane elements can be detached for easy transportation.

Type	AV1461
Frequency range	146...174 MHz
Impedance	50 $\Omega$ DC grounded
VSWR	1,5 max
Polarisation	Vertical
Gain	2 dBi
E-plane 3 dB beamwidth	70°
H-plane 3 dB beamwidth	-
Front to back ratio	-
Max. Continuous power	0,5 kW
RF-connector	N female
Wind area	0,1 m <sup>2</sup>
Dimensions (HxWxD)	500 x 700 x 700 mm
Weight	2 kg
Mounting	Ø 40...60 mm tube
Materials	Aluminium, plastic
Options	Marine version (AV1461-M)

## YAGI ANTENNA AV1462



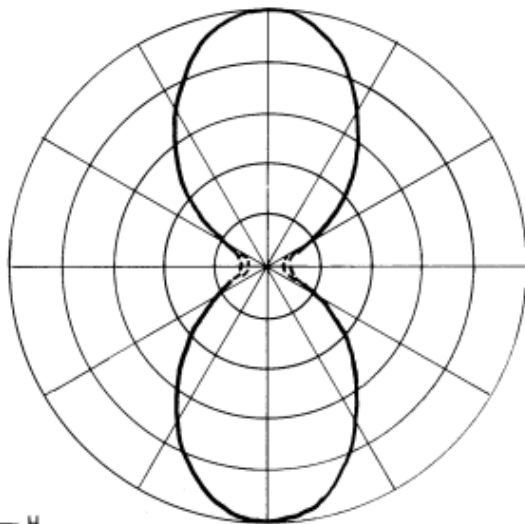

Type	AV1462
Frequency range	146...174 MHz
Bandwidth	5 %
Impedance	50 $\Omega$ DC grounded
VSWR	1,5 max
Polarisation	Vertical or horizontal
Gain	8 dBi
Max. Continuous power	0,5 kW
RF-connector	N female
Wind area	0,2 m <sup>2</sup>
Dimensions (HxWxD)	1400 x 900 x 140 mm
Weight	4 kg
Mounting diameter	$\varnothing$ 30...115 mm tube
Materials	Aluminium alloy

## VEHICLE ANTENNA AV1469



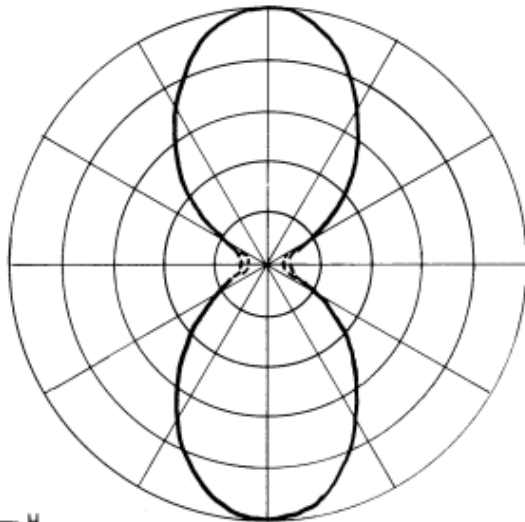

Type	AV1462
Frequency range	146...174 MHz
Bandwidth	4 %
Impedance	50 $\Omega$ DC grounded
VSWR	1,5 max
Polarisation	Vertical
Gain	0 dB
Max. Continuous power	0,5 kW
RF-connector	UHF female
Wind area	0,1 m <sup>2</sup>
Dimensions (HxWxD)	200 x 270 x 200 mm
Weight	1,4 kg
Mounting	Min. 1 m <sup>2</sup> metal plate ground plane
Materials	Aluminium alloy, plastic

## BIDIRECTIONAL ANTENNA AV1481



Type	AV1481
Frequency ranges	68...78 MHz (AV1481-73) 76...88 MHz (AV1481-82)
Impedance	50 $\Omega$ DC grounded
VSWR	1,5 max
Polarisation	Vertical
Gain	5 dBi
Max. Continuous power	0,5 kW
RF-connector	N or 7/16 female
Wind area	0,4 m <sup>2</sup>
Dimensions (HxWxD)	1680 x 1800 x 100 mm
Weight	9 kg
Mounting diameter	$\varnothing$ 30...115 mm pipe
Materials	Aluminium, plastic

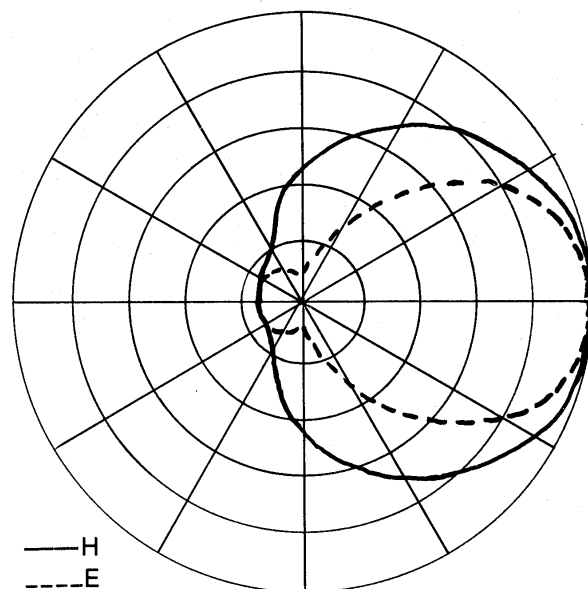

## BIDIRECTIONAL ANTENNA AV1482



— H

Type	AV1482
Frequency range	146...174 MHz
Impedance	50 $\Omega$ DC grounded
VSWR	1,5 max
Polarisation	Vertical
Gain	5 dBi
Max. Continuous power	0,5 kW
RF-connector	N or 7/16 female
Wind area	0,2 m <sup>2</sup>
Dimensions (HxWxD)	990 x 940 x 100 mm
Weight	5 kg
Mounting diameter	$\varnothing$ 30...115 mm pipe
Materials	Aluminium, plastic

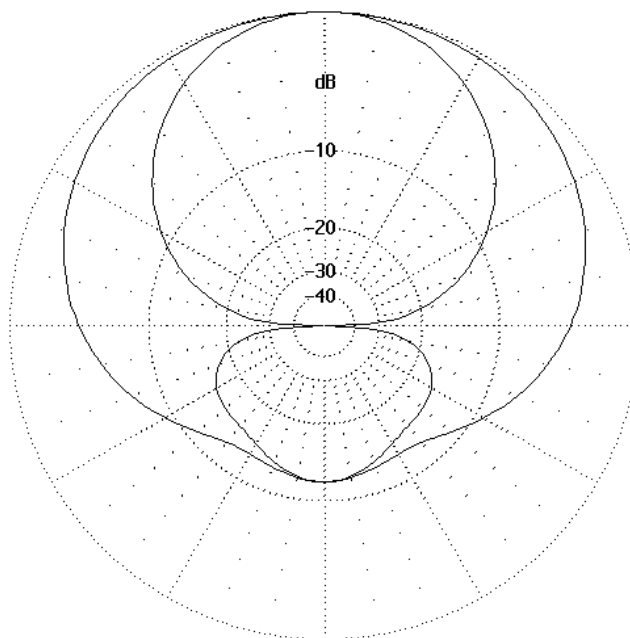
## DIRECTIONAL ANTENNA AV1523-1



Type	AV1523-1
Frequency range	118...144 MHz
Impedance	50 $\Omega$ DC grounded
SWR	1,5 max
Polarisation	Vertical or horisontal
Gain	6 dBi
RF-connector	N female
Wind area	0,4 m <sup>2</sup>
Dimensions (HxWxD)	2000 x 1000 x 1000 mm
Weight	15 kg
Mounting diameter	$\varnothing$ 30...115 mm pipe
Materials	Aluminium

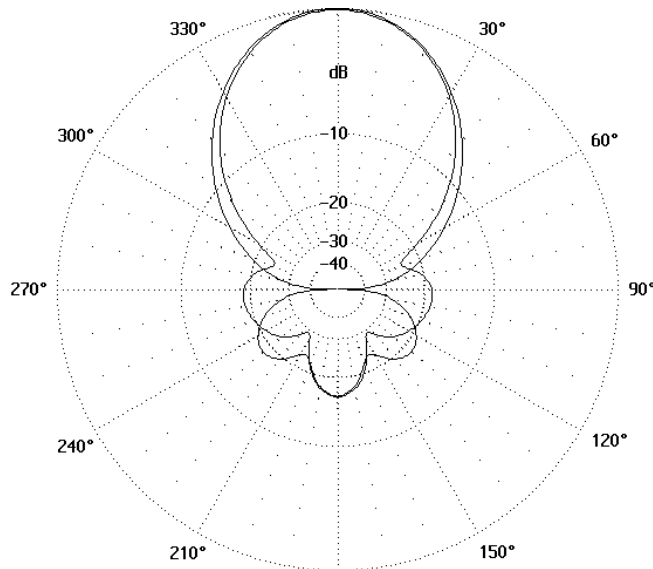



## DIRECTIONAL ANTENNA AV1523-3



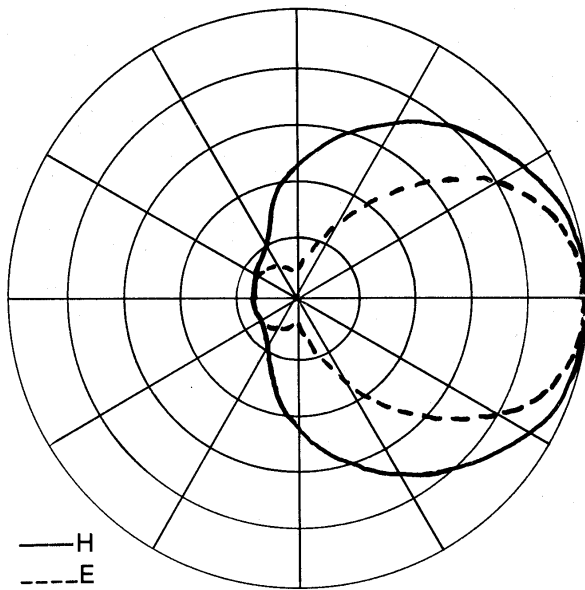
Type	AV1523-3
Frequency	146...174 MHz
Impedance	50 $\Omega$ DC grounded
VSWR	1,5 max
Polarisation	Vertical
Gain	6 dBi
E-plane 3 dB beamwidth	70°
H-plane 3 dB beamwidth	160°
Front to back ratio	12 dB
Max. Continuous power	0,5 kW
RF-connector	N or 7/16 female
Wind area	0,13 m <sup>2</sup>
Dimensions (HxWxD)	1250 x 600 x 620 mm
Weight	8 kg
Mounting diameter	Ø 30...115 mm pipe
Materials	Hot dip galvanized steel reflector

## DIRECTIONAL ANTENNA AV1526



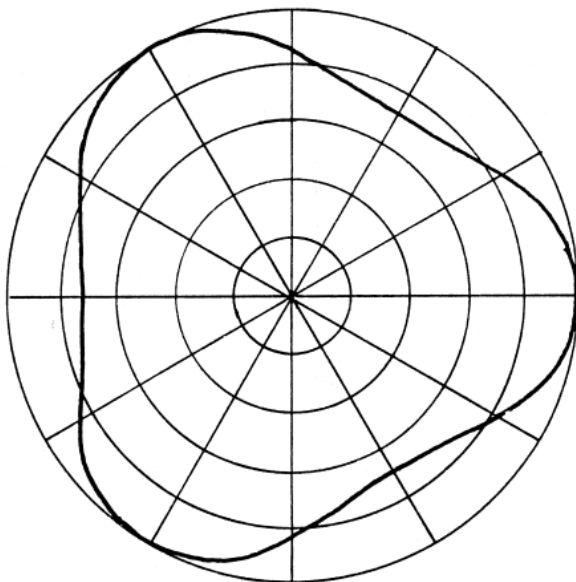
Type	AV1526
Frequency range	146...174 MHz
Impedance	50 $\Omega$ DC grounded
VSWR	1,5 max
Polarisation	Vertical or horisontal
Gain	9 dBi
Front to back ratio	20 dB
Max. Continuous power	0,5 kW
RF-connector	N or 7/16 female
Wind area	0,8 m <sup>2</sup>
Dimensions (HxWxD)	1300 x 1300 x 490 mm
Weight	20 kg
Mounting diameter	$\varnothing$ 30...115 mm pipe
Materials	Aluminium, fiberglass

## UNIDIRECTIONAL ANTENNA AV1528



Type	AV1528
Frequency range	68...88 MHz
Impedance	50 $\Omega$ DC grounded
SWR	1,5 max
Polarisation	Vertical or horisontal
Gain	6 dBi
RF-connector	N female
Wind area	0,7 m <sup>2</sup>
Dimensions (HxWxD)	2600 x 1200 x 1300 mm
Weight	20 kg
Mounting diameter	$\varnothing$ 30...115 mm pipe
Materials	Aluminium

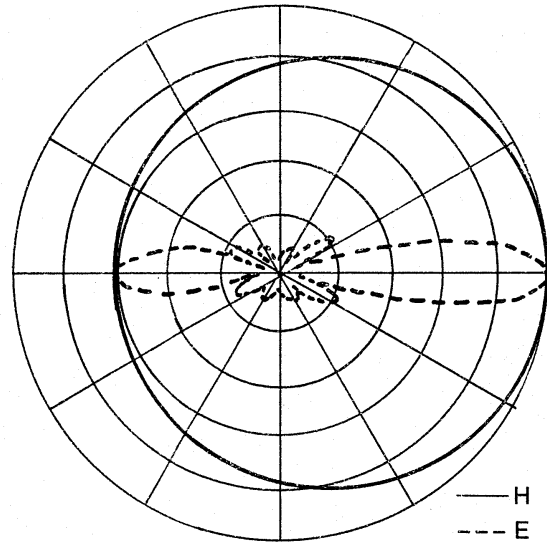
## BASE STATION ANTENNA FOR 1...4 CHANNELS AV1705



Horizontal pattern: Omnidirectional,  $\pm 1,5$  dB

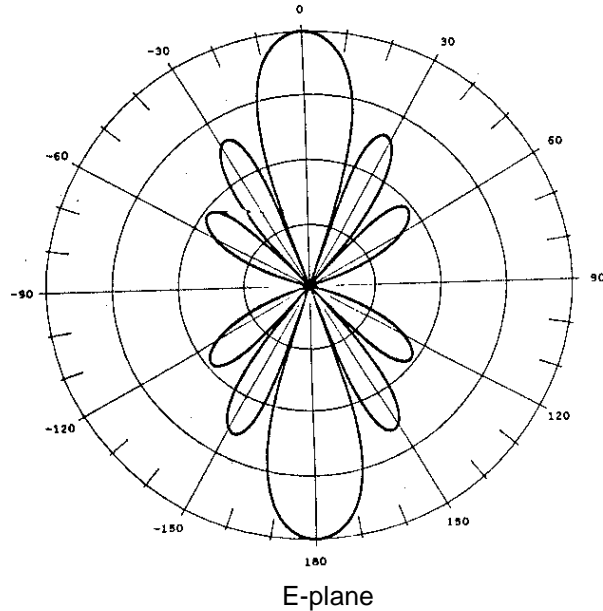
Type	AV1705
Frequency range	146...174 MHz
Impedance	50 $\Omega$ DC grounded
VSWR	1,5 max
Polarisation	Vertical
Gain	0 dB
Max. Continuous power	0,5 kW
RF-connector	N female
Wind area	0,8 m <sup>2</sup>
Weight	53 kg per tier
Mounting diameter	$\varnothing$ 100 mm pipe
Materials	Aluminium, fiberglass

## HIGH GAIN BASE STATION ANTENNA AV1910



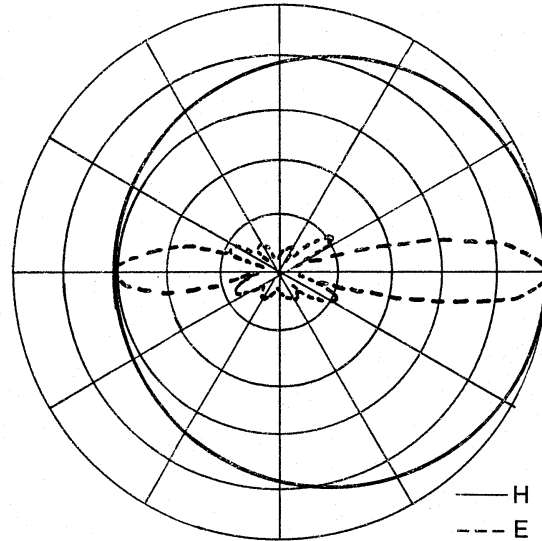
Type	AV1910
Frequency range	118...136 MHz
Impedance	50 $\Omega$ DC grounded
SWR	1,5 max
Polarisation	Vertical
Gain	10 dBi
RF-connector	N female
Wind area	0,8 m <sup>2</sup>
Dimensions (HxWxD)	6000 x 450 x 75 mm
Weight	25 kg
Mounting diameter	$\varnothing$ 30...110 mm pipe
Materials	Aluminium, plastic

## OMNIDIRECTIONAL ANTENNA AV1911



Type	AV1911
Frequency	146... 174 Mhz
Bandwidth	5%
Impedance	50 $\Omega$ DC grounded
VSWR	1.5 max
Polarisation	Vertical
Gain	8 dBi
E-plane 3 dB beamwidth	15°
H-plane 3 dB beamwidth	-
Front to back ratio	-
Max. Continuous power	0,5 kW
RF-connector	N female
Wind area	0,6 m <sup>2</sup>
Dimensions	6000 x $\varnothing$ 100 mm (Top 70 mm)
Weight	12 kg
Mounting diameter	$\varnothing$ 30...115 mm
Materials	Aluminium, fiberglass

## HIGH GAIN BASE STATION ANTENNA AV1912



Type	AV1912
Frequency ranges	146...174 MHz
Impedance	50 $\Omega$ DC grounded
VSWR	1,5 max
Polarisation	Vertical
Gain	11 dBi
E-plane 3 dB beamwidth	20°
H-plane 3 dB beamwidth	180°
Front to back ratio	6 dB
Max. Continuous power	0,5 kW
Lightning protection	DC grounding
RF-connector	N or 7/16 female
Wind rating:	
Wind area	0,65 m <sup>2</sup>
Survival without ice	45 m/s
Survival with ½" thick ice	40 m/s
Survival with 1" thick ice	35 m/s
Lateral force at 160 km/h	700 N
Bending moment at 160 km/h	1400 Nm
Dimensions (HxWxD)	5000 x 400 x 75 mm
Weight	25 kg
Mounting diameter	Ø 30...115 mm
Materials	Aluminium, plastic